

1st Q 2010

Schedule
Fri. 1/8, 2/5,
2/26, 3/26
St. James Church 7:30
New members 6:30


Board Meeting
Wed. 1/6, 2/3,
2/24, 3/24
7:30 pm
George's Place

Officers

President: George Fox
Vice Pres: Chuck Caruana
Secretary: Jim Erhig
Treasurer: Ray Barren

Board

Chuck Schummer Bob Rodgers
Bob Waldruff Orv Chatwood
Editor Jim Devlin



The Flying Knights
c/o 5761 Diana Lane
Lake View, NY 14085



The Flying Knights of Hamburg, NY

Academy of Model Aeronautics - A Chartered Radio Control Flying Club

www.theflyingknights.com



THE KNIGHT FLYER



Jan – Feb - Mar

2010

Christmas Party

The day of the Christmas party coincided with one of the worst bouts of winter weather in recent memory.

The storm blew in out of the west coupling with sub-freezing temperatures from the North.

A perfect storm.

This led to some concern early in the day.

However, conditions were expected to improve throughout the day and it was decided to go ahead with the meeting and party.

The weather did indeed break and some thirty plus members filled the hall for the meeting.

There was very little business and what little there was, was taken care of quickly.



Members and guests enjoy a good time.

Since all of the positions were filled for the officers and board, the business meeting went smoothly.

Promptly at 8PM, the pizza arrived and everyone got down to the serious business of eating and yakking.

The annual Christmas Party provides an opportunity for all of the club members to get together socially.

Often the funfly / picnic venue centers mostly on flying, providing little time to socialize.

The 2010 Christmas Party was a very welcome event during a dreary winter season.



Pizza assembly line

The Knight Flyer

2010 dues

Membership dues **must** be received before **Jan. 8, 2010** or you will be dropped from the roster. Extension by request only. (Call 699-4716).

Please use the form below to renew your membership by mail.

Remember, flying privileges at the Nike Site and the North Collins fields are restricted to club members only!

Return form along with your **payment** and a copy of your **2010 AMA card** to Ray Barren, 7330 Kent Road, Little Valley, NY 14775 or in person at our regular meeting. You **must** show your current AMA card or a copy of same.

2010 Dues Renewal Form

Please print legibly:

Name: _____

Address: _____

City: _____ State _____ Zip: _____

Phone: _____ A.M.A. # _____

Email: (If you have one.): _____

2010 Election Results



Front Row: George Fox, president; Chuck Caruana, vice-president; Ray Barron, treasurer and Jim Erhig, secretary.

Back Row: Bob Waldraff, board; Jim Devlin, editor; Jim Pravel, Bob Rodgers and Orv Chatwood, board.

2010 Fall Auction

The 2009 auction went very smoothly.

A large number of entries to be auctioned made for a fine afternoon.

The bidding seemed spirited but there were many items that would prove to be great bargains.

Bill Hauth did the auctioneer thing wringing the best prices out of the participants.

Our backup auctioneer was Jim Ehrig. Jim is the new club secretary for 2010.



I have 20, do I hear 22?

Indoor Flying is Big Winter Hit

It used to be, that when the winter snow and cold curtailed the activities at the flying field, modelers would retreat to the basement and begin construction of the ships that they would fly next spring when the good weather returned.

With the advent of the small electrics and the 4.2 GHz transmitters, a new option has emerged.

On many of these autumn Thursday evenings, model flyers converge on the gym at Erie County Community College.



Getting ready for another flight.

Within the cavernous space of the gym you'll find as many as a dozen aircraft flying about.

They seem to, for the most part, avoid each other, but every once in a while the inevitable collision occurs.

Little damage is done however. The planes are generally an ounce or less in weight and seldom exceed ten mph or so.

Several clubs take advantage of this unique venue but it is open to anyone. The Western New York Sailplane and Electric Flyers make the arrangement with the college for the use of the gym.

That was the cycle of life.
Fly in the summer and build in the winter.
Not any more!

The Knight Flyer

Lectric Stuff - 101

On November 6th, Bill Hauth presented a talk on the basics of electric flight.

Anyone interested in getting into electric flight would find a great deal of information, see Fig. 1, in this presentation.

The topic was broken down into several major sections. Each section was elaborated upon.

The three major topics are Motors, Controllers and batteries.

Bill clarified much of the muddle about the motors. We have all heard about outrunners and inrunners and all of the crazy numbers associated with electric motors.



Fig. 1, Electric flight components.

For example, in-runners are bolted to the aircraft frame and the prop attached to the shaft.

The out-runner (Fig. 3), would be the opposite. the shaft is secured to the frame and the prop is mounted to the motor housing.

Who knew!

He also pointed out that in-runners are usually geared to reduce the speed of the shaft, while out-runners actually rotate at a lower rate.

Since everyone is familiar with gas engines, Bill made this an easy

jump.

Electric motors are rated in Watts.

The conversion factor, 746 watts per horsepower, (see fig. 2) is used to quickly convert electrical motor power in watts to horsepower.

As an example, a 1500 watt motor works out to be slightly more than 2 horsepower making it equivalent to a .90 gas engine. Yea!

Bill pointed out that software is posted on the website to make this conversion. This helps us to get a handle on the relative size of the plane.

If we stay in the electric world, there are several simple relationships that will help us to keep things in perspective.

Looking at certain categories of flight can help you to zero in on the size of the motor for your plane.

A Sunday flier would require 50 to 75 Watts per pound whereas you would need 80 to 125 Watts per pound for an acrobatic plane. These numbers are very convenient.

The rule of thumb is to use the weight of the plane to determine the size of the motor.

As an example, if your plane weighs eight pounds and you want to do a little Sunday flying, simply multiply the weight by 75. This gives you 600 Watts.

As mentioned above the two other major topics, controllers and batteries were also covered in this introduction.

Each of these topics are complicated.

Much of the complexity comes about because many of the terms are not familiar.

The Knight Flyer

As we get more and more into electric flight this terminology will become as familiar as pistons and connecting rods.

THE MAGIC NUMBER
746 WATTS
PER HP
AN
ELECTRICAL / MECHANICAL
CONNECTION

Between Two Worlds

And as Bill pointed out, each could be a complete presentation by itself.

Hopefully, at some future meeting he will devote an entire talk to one of these topics.

Many modelers are moving into the world of electric flight for a variety of reasons.

Many like the fact that there is no clean-up, due to the lack of fuel.

Others like the idea that there is little noise associated with this mode of flight.

With the advent of new batteries with intense power to weight ratios, electric flight has exploded.

With the older battery technology flight times were limited to a mere two or three minutes.

The weight of the aircraft was also limited to a pound or two, but now with powerful motors, capable controllers and high capacity batteries there seems to be no limit to the size of the airplanes that can be flown or to the extent of flight times.

As electric flight becomes more popular there will be an increased demand for more and more knowledge about things electric.



Outrunner components

Post meeting Programs

For a number of years the Knights have encouraged an after meeting program.

The purpose, was to stimulate interest in topics related to our hobby.

Many of our members possess a great deal of knowledge about many things and this is an opportunity for them to share that expertise with the rest of the club.

We all have knowledge and expertise that no one else has. Members are encouraged to give a presentation on a topic .

If you are knowledgeable about some part of the hobby, we certainly would like to hear what you have to say.



Bob Rogers describes his latest project.

Mall Show

March 5th, 6th. & 7th
Setup Thu Mar. 4th.

Make Plans for Toledo

This year's Toledo Event will take place on...
April 9th, 10th, & 11th.
Fri/Sat 9am-5pm
Sun 9am-2pm
\$8/person/day

Don't miss our Chinese Auction

Meeting of Feb. 5th.

Benefits NC Field Fund.
A great opportunity to unload your junk—uh, unneeded items.



2010 Rally Raffle Model

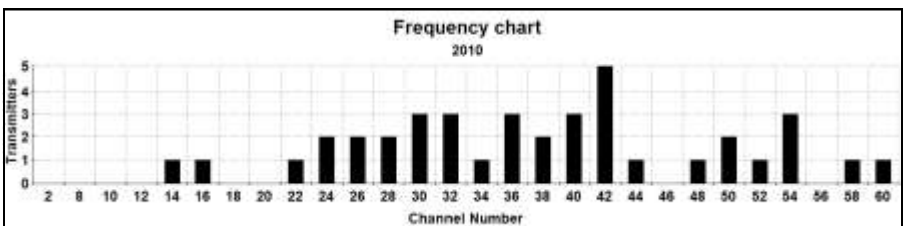
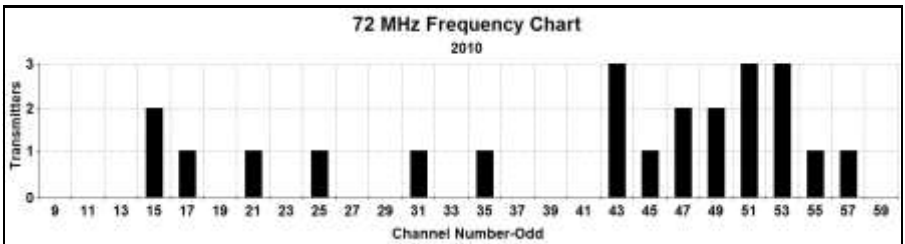
Winner

Orv Chatwood (right) came out as the lucky winner of this Year's Christmas radio raffle. Every meeting a ticket is entered for this drawing. Winner must be present.



2010 Frequency Chart

Shown below are the current number of transmitters on each channel. The chart will guide you, if you are planning on purchasing a new 72 MHz transmitter.



The Knight Flyer

The Great Chili Fly of '09

Few things go together better than a chilly day and a hot bowl of chili.



The day was breezy, but those who brought planes flew them. Bill Hauth flew his helicopter.

More daunting than the wind was the prospect of freezing hands.

So, when Chuck Caruana proposed cooking up a giant pot of chili for a date in October we knew the temperature was going to be a factor.

The day was very pleasant but the fire was appreciated. About a dozen flyers and family showed up to check out the chili.

And excellent chili it was. If any medals are to be awarded, one definitely goes to Chuck for his chili.

One conflict that may have kept the crowd down was the Bill's game against the Browns taking place that afternoon.

The only thing worse than enduring the cold, was the prospect of watching two teams of millionaires prove they weren't worth the salaries they were being paid.



Definitely the Chili Fly was the better venue.

All those who attended appeared to enjoy the company. Perhaps next year the weather gods may give us a warmer day.

KNIGHT'S SWAP SHEET

SAITO 72, FULLY BROKEN IN, NEVER FLOWN

All tools and extra OS Type F glow plugs.

Manual included .

ASKING \$200 OR B.O.

CALL JEFF

867-6706



**F
O
R

S
A
L
E**

If you have something for sale, or looking for that special something, put your request in "The Swap Sheet". Free to all club members.

Disclaimer: This feature is presented as a service to the members of our club. All transactions are between the buyer and the seller only. Neither the Knights, its officers nor any entities will be held accountable for any dispute. Do not call Knights or Editor to execute sales.