



# THE KNIGHT FLYER



Jan – Feb - Mar

2009

## Christmas Party Well Attended

The best attended meeting of this year was our Christmas party. It was not always so. The reason perhaps is the fact that the elections were a re-run of the year just completed.

Long ago, in other days, some would not show up at the party, in spite of all the culinary benefits for doing so.

It was usually because of the fear that they might be inadvertently nominated and (gasp) elected to office.

Little business came to the fore and the meeting proceeded swiftly.

Time came for the pizza.

As always, there was plenty of pizza to go around. Everyone filled their plates and settled down at the tables for a great time.



Enjoying pizza and conversation

## 2009 Election Results

Most of the current officers agreed to continue on for the upcoming year.

Ron Wojic retired from the position of Vice-president. The spot was filled by Chuck Caruana who will begin his term immediately.

The past year was filled with many challenges, some of which will persist into the new year. One of the foremost will be the status of the Nike Site flying field which is scheduled to be phased out by the Town.

All of these individuals deserve our appreciation for their hard work and perseverance in steering our club throughout the year.



Front row:

R. Barron, G. Scaglione, G. Fox & C. Caruana

Back Row:

B. Rogers, O. Chatwood, B. Waldraf, C. Schumer & J. Devlin

Photo by G. Fox

They will confidently take on the administration of our club for the new year.

## 2009 dues

Membership dues **must** be received before **Jan. 18, 2009** or you will be dropped from the roster. Extension by request only. (Call 699-4716).

Please use the form below to renew your membership by mail.

Remember, flying privileges at the Nike Site and the North Collins fields are restricted to club members only!

Return form along with your **payment** and a copy of your **2009 AMA card** to Ray Barren, 7330 Kent Road, Little Valley, NY 14775. or in person at our regular meeting. You **must** present your current AMA card or a copy of same.

### 2009 Dues Renewal Form

Please print legibly:

Name: \_\_\_\_\_

Address: \_\_\_\_\_

City: \_\_\_\_\_ State \_\_\_\_\_ Zip: \_\_\_\_\_

Phone: \_\_\_\_\_ A.M.A. # \_\_\_\_\_

Email: (If you have one.): \_\_\_\_\_

### 2009 Building Project

Picture this scratch built beauty sitting on the runway.

This electric model will be the subject of the building project this year.

Members interested in taking part will meet at Billy Hauth's place on Tuesday or Wednesday evenings during the winter to construct it using nothing more than an X-acto knife.



The Level of difficulty will be about 1/4 that of the Cherokee.

### U.B tries again

Members Tom Leach and Andrew Hutchinson will again participate in the AIAA Cessna Contest at the University of Buffalo.

Last years design was a short field take-off transport plane. The plane was flown in April and did

reasonably well, but did not win.

This years plane is to be an unmanned Surveillance/Attack Aircraft.

There are very stringent design parameters for the model.

We certainly wish our fellow club members luck in their quest for the gold. The fly-off will again be in April.

## 2008 Fall Auction

Each year we build or buy new planes. Yet after the flying season, they somehow don't seem so great anymore. We didn't crash them. They may be scratched and dented. The shine is gone. We're just tired of flying them.

So, what to do with these old carcasses?



Taking care of business.

Or maybe we have our eye on a hot new engine. If we could just trade this old one in.

Well, the auction provides just such a venue.

## Indoor Flying

During the bleak months of November and December, there is still a place where modelers can gather.

Still a space where models can fly.

That place is the E.C.C.C. gymnasium on the South Campus.

Many of the Knights took the opportunity to hone

their skills at this unique venue.

The Gym is available for flying in November and December.



George Gard surveys the treasure

Each year, flier's flock to the auction with planes, engine and radios. Also, an amazing potpourri of non-Auctions work two ways. Many come looking for a new plane at a bargain price.

This years auction was no different

About 66 people showed up bringing numerous items and hungry for that elusive jewel in the haystack.

Some came from our neighbor to the south, Pa. and others from north of Toronto.

Continued on Page 7



The Knight Brigade

Photo: Jerry Piscatello

It will also be available in January.

Dates will be posted on your meeting card.

## The Knight Flyer

### *Understand the charge of your batteries*

*(NiMH and NiCad only)*

*By Rusty Scott*

Batteries are not complicated if they are explained easily. They are the most important piece of equipment in your aircrafts operating system to understand and maintain.

I constantly hear confusing information and tons of techno babble about batteries. Here is the down and dirty of charging your batteries.

#### **Understand the charge rate**

There are several rates you can use to charge your batteries. Different rates require different amounts of time to fill your batteries.

I say fill because that is what you are doing, filling a container for energy. There are max rates for given packs that shouldn't be exceeded.

**Capacity 10** – This is the rate you wouldn't exceed for an overnight charge.

This is Pack capacity divided by 10. The sum will give you the rate you can use but not exceed for overnight charging.

Example: 1650 mah divided by 10 = 165 mah charge rate.

**Capacity 3** - This is the rate you would use for a quick six hour charge. This is Pack capacity divided by 3. The sum will give you the rate you can use but not exceed for a 6 hour charge.

Example: 1650 mah divided by 3 = 550 mah charge rate.


**3C** – This is the rate you would use for a Fast 15 minute charge. This is Pack capacity X 3.

The sum will give you the rate you can use but not exceed for a 15 minute charge.

Example: 1650 mah X 3 = 4950 mah charge rate.

*Note: fast charging is best done by specialized chargers that can detect a peaked pack and not overcharge them.*

*I wouldn't recommend manually fast charging a Rx or Tx pack. Try to use a "fast" charger for 15 minute charging.*

Capacity = 1800 mah	
NI-MH	
	
How to calculate discharge time using "C" rate.	6400 ma for 1/4 hr. 3200 ma for 1/2 hr. 1800 ma for 1 hr. 900 ma for 2 hr. 450 ma for 4 hr. 225 ma for 8 hr.
("C" rate =1800 mah)	
<b>Meaning of "C" Rate.</b>	

Can I use my 50 mah wall charger to charge my 2200 mah Rx pack?

The short answer is yes. The real answer is "not unless you want to charge your plane all week long to fly on Sunday, then do it again all next week!"

This is not a very efficient way to charge your "big" packs.

**Understanding how long to charge your pack.**

*Continued on page 5*

## The Knight Flyer

Continued from page 4

I will do this with no mumbo jumbo or techno babble.

Figuring the time is easy.

Now that you know how to figure the MAX charge rates for your pack it is very easy to figure the time needed to peak it.

Learn it, know it, live it! The rule is Pack capacity X 1.4 = sum divided by Charge Rate to come up with the time it takes to charge your pack.

Here is an example of a 1650 pack on a 50mah charger.

**Question:** How long will it take to charge?

**Example:**  $1650 \text{ mah pack} \times 1.4 = 2310$  .....  $2310 \text{ Divided by } 50\text{mah} = 46.2 \text{ hrs.}$

**Answer:** 46.2 hours to peak a 1650 pack on a 50 mah charger!

Knowing that 165 mah is the max you can overnight a 1650 pack lets do the math on that.

**Example:**  $1650\text{mah pack} \times 1.4 = 2310$ .....  $2310 \text{ divided by } 165 \text{ mah} = 14 \text{ hrs}$

One last example is a 2400 mah pack on a 50 mah wall charger.

This starts to get way too long in the tooth to be a viable charging method.

**Example:**  $2400 \text{ mah pack} \times 1.4 = 3360$ .....  $3360 \text{ divided by } 50 \text{ mah} = 67.2 \text{ hrs.}$

*The math tells us that this pack will charge to capacity in 67.2 hrs at this rate.*

*I have had many friends tell me*

*this will never peak this pack.*

*I have witnessed situations where large packs on small charge rates seem soft after a few charges, like they never peak.*

*I can't explain it but I along with many others have observed it.*

*Because of this I try to stick to charge rates that do not exceed 24 hours for a peak charge. No rule here just my personal experience.*

### **The Rules, follow them!**

1. Know your peak charge rates for your pack. Do not exceed the time you are supposed to charge for a specific rate.

Don't be cheap when it comes to battery care!

Buy a good quality charger and use it the way the formulas tell you to use them.

Your batteries are the life's blood of your airplane. If your engine quits, you dead stick in. You have a chance.

If your batteries quit you are up that certain creek without a paddle.

1. I guarantee you if you salvage anything after a dead battery you better go buy a lottery ticket; you are on a lucky streak!

2. Cycle your batteries often and know their condition. Many chargers are cyclers.

3. The cost of a cyclers is worth its weight in gold. Batteries can last a long time if taken care of properly.

Continued on page7

# Mall Show

March 6th, 7th. & 8th  
Setup Thu Mar. 5th.

## Make Plans for Toledo

This year's Toledo Event will take place on...  
April 3rd, 4th, & 5th.  
Fri/Sat 9am-5pm  
Sun 9am-2pm  
\$8/person/day

# Don't miss our Chinese Auction

Meeting of Feb. 6th.

Benefits NC Field Fund.  
A great opportunity to unload your jun—uh, unneeded items.



2009 Rally Raffle Model  
OV-1 Mohawk Twin Electric

## Winner

Orv Chatwood (right) came out as the lucky winner of this Year's Christmas radio raffle. Every meeting a ticket is entered for this drawing.

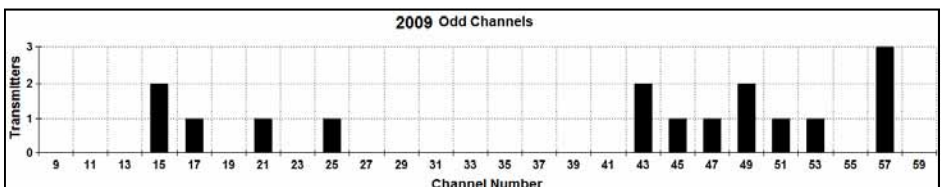
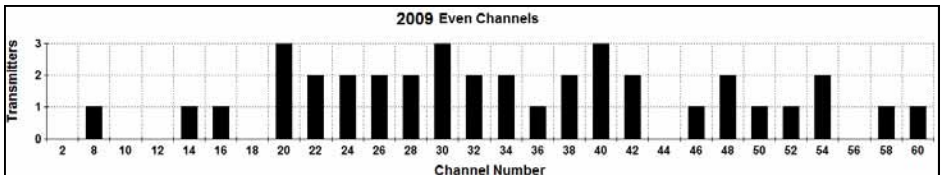


## 2009 Frequency Chart

Shown below are the current number of transmitters on each channel. This is based on a 37% response and includes 54 transmitters.

Remember, however that a number of our members have moved to Spread Spectrum receivers, so they would not be responding.

The chart will guide you, if you are planning on purchasing a new 72 MHz transmitter.



## The Knight Flyer

Continued from page 5

Store your batteries in the off season with a full charge after cycling them. Don't let them freeze or overheat, neither is good for them.

I hope this makes a confusing subject easier for people to understand and helps them maintain their batteries better.

If anyone has questions it's always better to ask than to guess.

If you are new to the hobby or just don't know because you didn't need to, no question is a dumb question.....

Rusty Scott is a member of the Guildhall Fun Flyers R/C Club located in Guildhall, Vermont. He has written several articles on R/C topics.

Continued from page 3

Once again Bill Hauth kept the pace moving as the auctioneer.

Quite a few items passed through the auction this year.

The auction proceeds are used to help with club expenses throughout the year.

It helps to keep our dues low, but the auction also provides a way for fliers throughout our western New York

area, as well as our own club members to get rid of things that we no longer want.

Perhaps there's also the chance to pick up that one unique item that we have been looking for.

Whatever the case, buyers and sellers seem to be able to settle on a price and walk away happy.

And, what could be better than that.

# KNIGHT'S SWAP SHEET

## Look at this !!!

### The perfect head start project for the beginner.

Originally, a project for a Boy Scout troop, but never completed.



**Tower Trainer 40, (20% complete),**  
All parts/plans inc.- \$30.  
**Tower 3000 4-TH, X/R only, nib -\$75.**  
4 servos—\$30.  
**O.S. Max 40LA, nib -\$75**  
**6 in. ext +18 hinges - inc.**  
Entire package—\$175

## Contact Steve at [schumerfamily@verizon.net](mailto:schumerfamily@verizon.net)

If you have something for sale, or looking for that special something, put your request in "The Swap Sheet". Free to all club members.

**Disclaimer:** This feature is presented as a service to the members of our club. All transactions are between the buyer and the seller only. Neither the Knights, its officers nor any entities will be held accountable for any dispute. Do not call Knights or Editor to execute sales.

# 1st Q 2009

## Schedule

Fri. 1/16, 2/6,  
2/27, 3/20

St. James Church 7:30  
New members 6:30

## Board Meeting


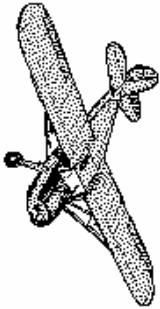
Wed. 1/14, 2/4,  
2/25, 3/18  
7:30 pm  
Pegasus

# Officers

President: George Fox  
Vice Pres: Chuck Caruana  
Secretary: Gail Scaglione  
Treasurer: Ray Barren

## Board

Chuck Schummer Bob Rodgers  
Bob Waldruff Orv Chatwood  
Editor Jim Devlin



The Flying Knights  
c/o 5761 Diana Lane  
Lake View, NY 14085



# The Flying Knights of Hamburg, NY

Academy of Model Aeronautics - A Chartered Radio Control Flying Club

[www.theflyingknights.com](http://www.theflyingknights.com)

